



# COMMUNITY ACTION OF GREATER INDIANAPOLIS

2019 ANNUAL REPORT





# TERRENCE WHITE, EXECUTIVE DIRECTOR



"If you want to go fast, go alone. If you want to go far, go together."

- Ancient Proverb

With shocks to the social, political and economic systems it is more important than ever that we work together to rise to these challenges. CAGI's mission to empower those we serve to be self-reliant and self-sufficient is more needed than ever before. We are fortunate to have a great team of partners, board members, staff and volunteers that are committed to our mission. I would like to personally thank you for all of your contributions and look forward to the meaningful work we will do together for many years to come.

Sincerely,  
Terrence

## OUR MISSION

To empower those we serve to become self-reliant and self-sufficient.

## MARGO WARD

### CAGI Board Chair Letter 2020

As I wind down my term as Board Chair for this amazing organization, I have had time to reflect on the incredible hope, support, fight, character and love within an organization that is entrenched in the saddest and most devastating lives of hopelessness and shattered dreams.

Tireless hours from a vibrant and gifted all volunteer Board of Directors, that support a team of passionate staff lead by our fearless Leader, Terrance White. This is the foundation needed as we not only build on our past success but power forth as we continue to serve those that need our assistance most.



As I was enjoying one of my favorite walks at the Fort Ben Trails on a very muddy day, I was filled with joy, as I realized the gift, we have in CAGI.

DNR with the help of volunteer trail builders have over the past 20+ years built amazing biking and hiking trails. This is teamwork at its best. From the clearing of trees, to the construction of solid paths, supported by heavy stone where needed, to regular checks after storms to clear the fallen trees. Then finding ways to build more pathways as the old one's flood and become mud covered. New natural springs start to appear and flow as unwanted invasive plants threaten to destroy our beautiful forest. All this continuous work goes on behind the scenes, while we as nature lovers and mountain bikers just arrive and enjoy God's glorious splendor, with the security of knowing that we have a safe place to bring our families and enjoy this gift.

My point in this rambling journey of mine is, as the construction and maintenance of a solid foundation does not just happen overnight. CAGI has a rich history of clearing our messy metaphorical forests. We have climbed many impossible mountains, while clearing and maintaining pathways for those that need it most, to find a safe place to have a fresh start to a brighter future. None of us can do this alone, it takes building on past success and learning from our failures, changing programs as life throws unexpected challenges our way, like the current pandemic. Building bridges by continuing and enriching our partnerships with other very successful organizations, while working in an ever changing culture. Finding ways to support and grow smaller organizations that are the hands and feet in the darkest parts of our city and beyond, as our board members find these supportive services and bring their gifts and talents to CAGI. Rather a monumental task for sure, all while maintaining a loving and caring environment within our organization, to continue to provide that security and personal attention our clients deserve.

It has been an amazing growth period in my personal journey to find a way to serve the underserved better. I have a clearer understanding of the extreme need for organizations like CAGI, an open arms entity that truly embraces all challenges and positively sees them only as new opportunities to reach more places to serve.

Thank you to all our funders, partners, volunteers and supporters for your continuing support, as we face new and unknown challenges. What we do know, is that together we are so much stronger.

We are blessed to have you all by our side,  
Margo

## OUR PROMISE

Community Action changes people's lives, embodies the spirit of hope, improves communities, and makes America a better place to live. We care about the entire community, and we are dedicated to helping people help themselves and each other.

# BOARD OF DIRECTORS

**Al Bracken**  
Community Sector

**Alan Henderson**  
Private Sector

**Annette Johnson**  
Public Sector

**Armica Gaspar**  
Private Sector

**Chase Cotton**  
Private Sector

**Donell Foster**  
Private Sector

**George Brown**  
Private Sector

**Kelly Vaughn**  
Board Secretary/Community Sector

**Larry Williams**  
Public Sector

**Margaret Ward**  
Board Chair/Community Sector

**Monica Jones**  
Community Sector

**Patrick Caric**  
Public Sector

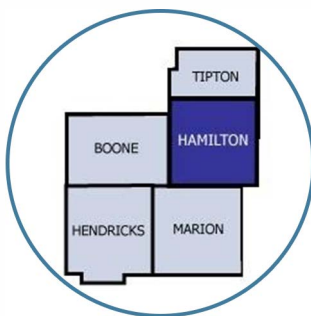
**RoShaunda Carpenter**  
Public Sector

**Vitian Robinson**  
Community Sector

**Vop Osili**  
Vice Chairman/Public Sector

## ABOUT US

Indianapolis (CAGI) incorporation in 1965, we have pursued our mission of empowering those we serve to become self-reliant and self-sufficient by providing a constellation of services to our clients, that has since grown and evolved as the shape and face of poverty and the needs of our community have changed.




CAGI is dedicated to the reduction and ultimate elimination of poverty among the clients in our service area. Currently, we have served more than 50,000 households and over 200,000 residents of Boone, Hamilton, Hendricks, Marion and Tipton Counties in Indiana.

Community Action of Greater Indianapolis, Inc. (CAGI) does not and shall not discriminate based on race, color, religion (creed), gender, gender expression, age, national origin (ancestry), disability, marital status, sexual orientation, or military status, in any of its activities or operations. These activities include, but are not limited to, hiring and firing of staff, selection of volunteers and vendors, and provision of services. We are committed to providing an inclusive and welcoming environment for all members of our staff, clients, volunteers, subcontractors, and vendors.



# 2019 COMMUNITY IMPACT STATISTICS



59,416 men, women, children, and the elderly received assistance from CAGI.

## Education Indicators

At CAGI, we value the importance of a quality education and know it is the key to unlocking financial stability for those we serve. We invest and provide critical programs and services such as early childhood education, literacy and English language education, financial literacy, before and after school care programs, as well as post-secondary and adult education services.

## Indicators of Success

- 2,173 children and young adults participated in education and literacy programs
- 1,626 children received school supplies to ensure they have the tools needed to excel in the classroom
- 557 children and youth participated in before, after, and summer care programs
- 88 young adults received mentoring and leadership training
- 710 adults participated in literacy programs and classes
- 920 adults received post-secondary and/or adult education support
- 123 children ages 0-5 demonstrated improved emergent literacy skills
- 78 children ages 0-5 demonstrated school readiness skills
- 1,234 children and youth demonstrated an improved positive attitude towards learning
- 10 adults achieved a high school diploma and/or an equivalency degree or certificate
- 25 adults achieved a technical certificate, recognized credential, or degree

## Jobs and Workforce Development

CAGI takes a comprehensive approach to help youth and adults obtain and maintain employment. Our services include vocational training, on-the-job work experience, youth summer work placements, apprenticeships and internships, self-employment skills training and more.

## Indicators of Success:

- 209 youth and adults participated in job skills training and experience opportunities.
- 89 youth and adults received career counseling.
- 2,630 job seekers received assistance finding a new opportunity.
- 96 unemployed adults obtained employment with a living wage or higher.
- 100% maintained new employment for 90 days.
- 42 unemployed youth obtained employment to learn new skills or gain income..

# 2019 COMMUNITY IMPACT STATISTICS CONT.



## Income Stability

Our ultimate goal at CAGI is to help the individuals and families we serve experience the peace and security that comes from achieving long-term financial stability and success. We offer a holistic approach from financial education to coaching and financial planning. Our income and asset building services include financial capability training, financial coaching and counseling, first-time homebuyer education, foreclosure prevention counseling, small business start-up coaching and development, individual development accounts, and asset building supports.

### Indicators of Success

- 122 individuals achieved and maintained their capacity to meet their basic needs
- 35 individuals opened a savings or individual development account
- 35 individuals increased their savings
- 28 individuals improved their credit score
- 117 individuals improved their net worth
- 117 individual improved their overall financial well-being

## Housing

We believe safe, affordable quality housing should be accessible to every member of our community. CAGI offers critical supports and services from how to buy a home for the first time to paying a struggling family's rent to avoid eviction. Our housing services include rent assistance, financial coaching, eviction counseling, landlord/tenant mediations, landlord/tenant rights education, temporary housing, transitional housing and placements, weatherization, and health homes services.

### Indicators of Success

- 1,305 individuals received housing payment assistance
- 639 individuals received financial coaching and counseling
- 27 households received deposit assistance
- 639 individuals received counseling support to prevent eviction
- 868 landlords and tenants participated in mediation or rights education
- 671 individuals received housing placement services
- 35 households received help in making critical home repairs
- 13 individuals received home improvements to maintain independent living
- 93 individuals received energy efficiency improvements

# PROGRAMS AT A GLANCE

## Case Management

The intent of case management is to help families become self-supporting while assisting them with basic needs. CAGI empowers clients by recognizing they are capable, have strengths, and have resources that can help them take control of their lives. We treat clients respectfully, assisting them in identifying their needs, building on their strengths while supporting them in meeting their goals. Comprehensive assessments and case action plans are integrated with self-sufficiency-enhancing resources. The outcome of case management is increased stability and self-sufficiency through individualized case management. Case management takes a team effort. The team consists of the client, the case manager, agency staff, and community partners that the client may be working with.

## 2019 Impact

Case Management received 387 clients  
138 Rental approvals  
42 Car repairs  
143 Denials  
64 Closed files

## The Foster Grandparent Program

The Community Action Foster Grandparent Program (a volunteer program) offers individuals aged 55 and older, the opportunity to serve as mentors and tutors for children with special/ and or exceptional needs. Foster Grandparents provide at least 15 hours of weekly service to non-profit and faith-based organizations such as schools, hospitals, day cares, and homeless centers.

## 2019 Impact

1,500 Individuals received services  
37,369 low-income volunteer hours  
55 low-income volunteers





## The We CANN Program

Community Action of Greater Indianapolis' "We CANN", (Community Action Neighborhood Network) program is an evidence-based approach to decreasing crime and health disparities. CAGI's work concentrates on youth and young adults who are high-risk for involvement in a violent crime and who are between the ages of 18 to 26 with the aim that they will become civic minded employed members of the community. We call these individuals "Champions". Modeled after the AmeriCorps Youth programs, Youthbuild and others, The "We CANN" program targets youth and young adults who live within some of the highest crime areas of the Indianapolis, IMPD North District 25, (ND25) zip codes: 46205, 46218, 46226, and 46235.

### 2019 Impact

- 70% Job placement with a living wage, certification, or HSE/HS Diploma
- 85% Participated in Adult Basic Education and improved their skills
- 62% Graduated from Employindy Huddle and received job readiness training
- 54% Graduated from the Moral Reconation therapy & received life coaching and Mentoring
- 80% Remained justice involved free & participated in giving back to the community


## The Weatherization Program

Approximately 90 individuals benefited from weatherization services of whom 24 were elderly and 23 were persons with disabilities. We served approximately 50 Black or African American, 30 White, and 10 Other or Multi-race. We provide Weatherization services for low-income families whose income is at or below 200% of the poverty level. The services include but are not limited to insulation, air sealing, duct sealing or repair, and mechanical replacement or repair of combustible appliances. Weatherization services provide savings in utility costs by reducing gas and energy usage, combats environmental contaminants such as mold and dust, reduces physical health issues by addressing health and safety problems from malfunctioning, damaged, or faulty appliances, and keeps homes cooler in summer and warmer in winter.

### 2019 Impact

69 homes were weatherized





## Housing Choice Voucher Program

Provides Section 8 housing choice vouchers to income eligible individuals. This service is currently only offered by CAGI in Boone, Hamilton, Hendricks, Tipton, and the Northernmost geographical area of Marion County.




## Senior and Multi-Family Housing

CAGI operates five apartment developments, which cater to senior and/or disabled eligible clients. The five developments are:



- **Franklin School Apartments** – 48 units in a renovated school building featuring efficiencies, one- and two-bedroom apartment units with gated parking
- **Emma O. Johnson Homes** – a multi-story apartment building with a mixture of efficiencies and one-bedroom apartments among its 50 units
- **Four Seasons at Hawthorne I & II** – 120 units on the Indianapolis east side where the first phase of construction was completed in 2006 and the second phase in 2011.
- **Commons at Springmill** – 72 one to four-bedroom luxurious affordable housing located in Westfield, Indiana, where construction was completed in 2012.
- **Beech Grove Station** – offers 60 distinctive two-bedroom apartment homes nestled within a warm, friendly atmosphere. Spacious floor plans, beautiful landscaping and perfect location are just part of what makes this community a great place to live.

All the projects feature available parking and security, common areas, laundry facilities, and a professional property management team which oversees maintenance, making for a safe, convenient, and enjoyable residential experience.



CAGI's Y.E.S. Program is a mentoring program that has partnered with Indianapolis Public Schools, Indianapolis Metropolitan High School, Tabernacle Presbyterian Church, and Goodwill Industry to decrease the violence amongst our youth. They service students ages 7-17 in four zip codes (46205, 46208, 46202, 46222). This program was established to create activities for youth participation and as an alternative to gang and criminal activity for the youth in our community and to promote academic growth. Services offered by the YES program also include mentor-based educational enrichment, sports programs, and technological advancement programs, mentoring programs, behavioral modification, meal assistance, and professional development. The emphasis on mentor-based enrichment fuels how YES program volunteers build connections with the students and help foster professional development and relationship building skills. The Y.E.S Program was also able to offer free breakfast and lunches at meal sites starting the week of March 15th, 2020. A 6-week, discussion based professional development program was also started in order to provide program participants structure and a space for continuous learning.

### 2019 Y.E.S. Program Impact

- 385 youth ages 7-17 participated in services
- 62% of participants avoided events that led up to in or out of school suspensions
- 77% of participants avoided events that led up to expulsion
- 82% of participant attended school regularly
- 77% avoided negative encounters with law enforcement and the judicial system.





## Mobile Food Pantries Sponsored by CAGI

To help address the food desert issue, CAGI's mobile pantries in collaboration with Gleaners Food Bank, go to locations throughout the community and allow low-income individuals to select their own food items. A selection of various dry goods, canned goods, fresh vegetables, dairy, and meat items are available to satisfy their dietary needs.

## 2019 Community Impact

### Boone County

818 families  
2,372 individuals  
46,465 lbs. of food  
distributed  
120 Veterans  
717 Seniors

### Hamilton County

14,478 families  
37,170 individuals  
167,958 lbs. of food  
distributed  
1,403 Veterans  
15,062 Seniors

### Hendricks County

1,023 families  
3710 individuals  
89,512 lbs. of food  
distributed  
212 Veterans  
880 Seniors

# COMMUNITY IN ACTION

## Annual Holiday Meal Program

CAGI's Annual Holiday Meal program was held on December 13, 2019. The program changed from an onsite registration event to a pre-registration event. Onsite registration was still available to those that did not register. Over 1,000 families pre-registered and approximately 250 registered onsite. Food items included fresh and frozen meat, pre-boxed dry and canned goods, and fresh produce.

## 2019 Community Impact

A total of 1,205 individuals and families received benefits from the Holiday Meal Program in 2019.



# COMMUNITY ACTION OF GREATER INDIANAPOLIS, INC. & SUBSIDIARIES

## STATEMENT OF FINANCIAL POSITION AS OF 12/31/2019

	Community Action of Greater Indianapolis, Inc.	CAGI Housing, Inc. and Subsidiary	Franklin School Apartments, L.P.	21st Street Seniors, L.P.	21st Street Seniors II, L.P.	Commons at Spring Mill, L.P.	Beech Grove Senior LLC	Eliminating Entries	Consolidated
<b>ASSETS</b>									
<b>Current assets:</b>									
Cash and cash equivalents	\$ 224,904	\$ -0-	\$ 340	\$ 6,925	\$ 68,342	\$ 9,371	\$ 15,709	\$ -0-	\$ 325,591
Accounts receivable	193,737	-0-	5,347	1,523	1,034	4,309	458	-0-	206,408
Other assets	48,491	171	10,743	19,525	2,255	8,330	245	(171)	89,589
<b>Total current assets</b>	<b>467,132</b>	<b>171</b>	<b>16,430</b>	<b>27,973</b>	<b>71,631</b>	<b>22,010</b>	<b>16,412</b>	<b>(171)</b>	<b>621,588</b>
<b>Property and equipment:</b>									
Land and land improvements	-0-	-0-	111,691	1,767,555	1,389,208	2,816,100	1,336,687	-0-	7,421,241
Property and equipment	85,993	-0-	2,992,935	5,427,406	7,075,021	6,170,174	7,130,932	(1,469,081)	27,413,380
	85,993	-0-	3,104,626	7,194,961	8,464,229	8,986,274	8,467,619	(1,469,081)	34,834,621
Accumulated depreciation	(14,332)	-0-	(1,454,772)	(3,241,909)	(2,399,586)	(2,062,365)	(1,706,782)	-0-	(10,879,746)
<b>Net property and equipment</b>	<b>71,661</b>	<b>-0-</b>	<b>1,649,854</b>	<b>3,953,052</b>	<b>6,064,643</b>	<b>6,923,909</b>	<b>6,760,837</b>	<b>(1,469,081)</b>	<b>23,954,875</b>
<b>Other assets:</b>									
Notes receivable, related party	725,000	-0-	-0-	-0-	-0-	-0-	-0-	(725,000)	-0-
Other receivable, related party	827,546	-0-	-0-	-0-	-0-	-0-	-0-	(827,546)	-0-
Restricted deposits and funded reserves	-0-	-0-	124,746	224,331	347,994	378,162	311,083	-0-	1,386,316
Other deposits	11,000	-0-	-0-	-0-	-0-	-0-	-0-	-0-	11,000
Deferred cost, net of accumulated amortization	-0-	-0-	-0-	4,536	21,383	26,750	44,150	-0-	96,819
<b>Total other assets</b>	<b>1,563,546</b>	<b>-0-</b>	<b>124,746</b>	<b>228,867</b>	<b>369,377</b>	<b>404,912</b>	<b>355,233</b>	<b>(1,552,546)</b>	<b>1,494,135</b>
<b>Total assets</b>	<b>\$ 2,102,339</b>	<b>\$ 171</b>	<b>\$ 1,791,030</b>	<b>\$ 4,209,892</b>	<b>\$ 6,505,651</b>	<b>\$ 7,350,831</b>	<b>\$ 7,132,482</b>	<b>\$ (3,021,798)</b>	<b>\$ 26,070,598</b>
<b>LIABILITIES AND NET ASSETS</b>									
<b>Current liabilities:</b>									
Current portion of long-term debt	\$ 3,625	\$ -0-	\$ 14,811	\$ 32,437	\$ 12,585	\$ 45,631	\$ 18,065	\$ -0-	\$ 127,154
Accounts payable	109,306	-0-	56,491	15,163	167	17,661	3,772	(4,000)	198,560
Other current liabilities	45,703	-0-	337,698	86,628	83,376	101,007	98,167	(320,205)	432,374
<b>Total current liabilities</b>	<b>158,634</b>	<b>-0-</b>	<b>409,000</b>	<b>134,228</b>	<b>96,128</b>	<b>164,299</b>	<b>120,004</b>	<b>(324,205)</b>	<b>758,088</b>
<b>Long-term liabilities:</b>									
Other long-term liabilities	684,259	-0-	1,776,384	341,468	430,742	-0-	149,152	(2,806,489)	575,516
Long-term debt, net of current portion	4,834	-0-	727,601	1,151,078	1,055,536	1,747,930	875,344	-0-	5,562,323
<b>Total long-term liabilities</b>	<b>689,093</b>	<b>-0-</b>	<b>2,503,985</b>	<b>1,492,546</b>	<b>1,486,278</b>	<b>1,747,930</b>	<b>1,024,496</b>	<b>(2,806,489)</b>	<b>6,137,839</b>
<b>Total liabilities</b>	<b>847,727</b>	<b>-0-</b>	<b>2,912,985</b>	<b>1,626,774</b>	<b>1,582,406</b>	<b>1,912,229</b>	<b>1,144,500</b>	<b>(3,130,694)</b>	<b>6,895,927</b>
<b>Net assets and partners' equity:</b>									
Without donor restrictions	529,612	-0-	-0-	-0-	-0-	-0-	-0-	(1,012,892)	(483,280)
With donor restrictions	725,000	-0-	-0-	-0-	-0-	-0-	-0-	-0-	725,000
Noncontrolling interest	-0-	-0-	-0-	-0-	-0-	-0-	-0-	18,932,951	18,932,951
Common stock	-0-	171	-0-	-0-	-0-	-0-	-0-	(171)	-0-
Partners' equity	-0-	-0-	(1,121,955)	2,583,118	4,923,245	5,438,602	5,987,982	(17,810,992)	-0-
<b>Total net assets and partners' equity</b>	<b>1,254,612</b>	<b>171</b>	<b>(1,121,955)</b>	<b>2,583,118</b>	<b>4,923,245</b>	<b>5,438,602</b>	<b>5,987,982</b>	<b>108,896</b>	<b>19,174,671</b>
<b>Total liabilities and net assets</b>	<b>\$ 2,102,339</b>	<b>\$ 171</b>	<b>\$ 1,791,030</b>	<b>\$ 4,209,892</b>	<b>\$ 6,505,651</b>	<b>\$ 7,350,831</b>	<b>\$ 7,132,482</b>	<b>\$ (3,021,798)</b>	<b>\$ 26,070,598</b>



# COMMUNITY ACTION OF GREATER INDIANAPOLIS, INC. & SUBSIDIARIES

## STATEMENT OF ACTIVITIES AS OF 12/31/2019

	Community Action of Greater Indianapolis, Inc.	CAGI Housing Inc. and Subsidiary	Franklin School Apartments, L.P.	21st Street Seniors, L.P.	21st Street Seniors II, L.P.	Commons at Spring Mill, L.P.	Beech Grove Senior, LLC	Eliminating Entries	Consolidated
<b>Changes in unrestricted net assets:</b>									
Revenues and other support:									
Grant revenues	\$ 4,642,189	\$ -0-	\$ -0-	\$ -0-	\$ -0-	\$ -0-	\$ -0-	\$ -0-	\$ 4,642,189
Other revenues	106,674	-0-	8,544	3,703	43,175	37,468	6,910	(23,854)	182,620
Rental income	1,733	-0-	237,197	427,766	431,699	491,406	488,775	-0-	2,078,576
Interest income	20	-0-	607	4,000	372	2,449	148	-0-	7,596
<b>Total unrestricted revenues and other support</b>	<b>4,750,616</b>	<b>-0-</b>	<b>246,348</b>	<b>435,469</b>	<b>475,246</b>	<b>531,323</b>	<b>495,833</b>	<b>(23,854)</b>	<b>6,910,981</b>
<b>Expenses:</b>									
Program services:									
Energy and Weatherization	1,194,977	-0-	-0-	-0-	-0-	-0-	-0-	-0-	1,194,977
Children and Youth	460,387	-0-	-0-	-0-	-0-	-0-	-0-	-0-	460,387
Housing and Welfare	2,331,412	-0-	-0-	-0-	-0-	-0-	-0-	-0-	2,331,412
	3,986,776	-0-	-0-	-0-	-0-	-0-	-0-	-0-	3,986,776
Supporting services:									
General and administrative	747,777	-0-	-0-	-0-	-0-	-0-	-0-	-0-	747,777
Fundraising	28,745	-0-	-0-	-0-	-0-	-0-	-0-	-0-	28,745
<b>Total program and supporting services</b>	<b>4,763,298</b>	<b>-0-</b>	<b>-0-</b>	<b>-0-</b>	<b>-0-</b>	<b>-0-</b>	<b>-0-</b>	<b>-0-</b>	<b>4,763,298</b>
Other multifamily housing expenses	-0-	-0-	389,414	629,626	613,906	744,921	827,832	(41,249)	3,164,450
<b>Total expenses</b>	<b>4,763,298</b>	<b>-0-</b>	<b>389,414</b>	<b>629,626</b>	<b>613,906</b>	<b>744,921</b>	<b>827,832</b>	<b>(41,249)</b>	<b>7,927,748</b>
<b>Decrease in unrestricted net assets before noncontrolling interests</b>	<b>(12,682)</b>	<b>-0-</b>	<b>(143,066)</b>	<b>(194,157)</b>	<b>(138,660)</b>	<b>(213,598)</b>	<b>(331,999)</b>	<b>17,395</b>	<b>(1,016,767)</b>
Loss attributable to noncontrolling interests	-0-	-0-	-0-	-0-	-0-	-0-	-0-	878,414	878,414
<b>Decrease in unrestricted net assets</b>	<b>\$ (12,682)</b>	<b>\$ -0-</b>	<b>\$ (143,066)</b>	<b>\$ (194,157)</b>	<b>\$ (138,660)</b>	<b>\$ (213,598)</b>	<b>\$ (331,999)</b>	<b>\$ 895,809</b>	<b>\$ (138,353)</b>

# THANK YOU TO OUR PARTNERS!!!

A/C Tech	Hamilton County Fairgrounds	Minority Health Coalition of Marion County
AMERICORPS	HEART ASSOCIATION	MOVE
Avison Young	Herman & Kittle	Muslim Reentry Network
BAR-B-QUE HEAVEN	Home Sense	Neighborhood Link
BMO Harris Bank	Hope Team	NRP
Café'	Huntington Bank	Old National Bank
Chase Bank	Indiana Addictions Issues Co.	One Heart Project
CICF - Central Indiana Community Foundation	Indianapolis Chapter of Indiana Expo	PACE
City of Indianapolis	Indianapolis Children's Museum	Pathway Resource Center
COFFEE	Indpls. Metro Police Dep't	Phalen School #103
Community Resource Team	Indy Black Chamber of Commerce	PNC Bank
Day Spring	Indy Heartbeat	Race Relations Leaders Network
Damien Center	INRC	Regions Bank
Dan Cooper	Institute for Working Families	Reset Center
Dough Fender	IPS School 27	ROSSI
Dove House	IPS Superintendent	SENIOR CORP.
Eli Lilly Endowment	IUL - Indianapolis Urban League	Sprit and Place
Employ Indy	Kappa Alpha Psi	Tabernacle Presby. Church
Evolve Group	Key Bank	The Hope Center
Families First	KING RIB, AMERICAN	The Whitsett Group
Fathers Foundation	Kuhl & Grant	TOPS Education
Fifth Third Bank	Living Word Kitchen Ministry	United Way Central Indiana
Finishline Boys and Girls Club	LLOVT - Love Live Vocational	UNIVERSOUL
First National Bank	Madonna Richardson	Valparaiso University
FRONT PORCH	Mapleton Fall Creek Development Corp	Vet Court - Gordon Smith
GLEANERS	Marion County Health Department	Violence Free Living
Goodwill Industries	Marion County Jail	Wells Trucking
Great Lakes Capital	Marion County Youth Coalition	
GroundWork Indy	Mark III Property Management	
Growing Indy	Martindale-Brightwood CDC	
HABITAT	Meadow Lark Apartments	

**Community Action of Greater  
Indianapolis, Inc.**

Corporate Office  
3266 North Meridian Street  
Indianapolis, Indiana 46208  
(317) 396-1800

Boone & Hendricks Counties  
1605 Indianapolis Ave.  
Lebanon, IN 46052  
(765) 482-7018